


# INFORMATIVE 01

## TIPS ZEN S.A.

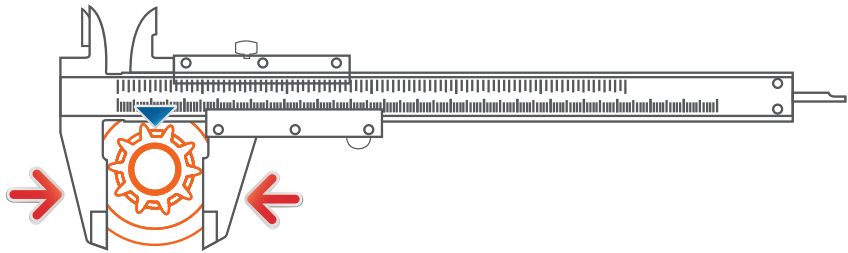
### HOW TO MEASURE THE EXTERNAL DIAMETER OF THE PINION (G)

In this tip we will show **HOW TO MEASURE EXTERNAL DIAMETER OF THE PINION (G)**, in just a few steps:

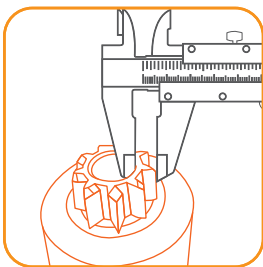
**WHEN THE NUMBER OF STARTER DRIVE TEETH IS EVEN.**



Align the **teeth horizontally** according to the red arrows and **support the upper teeth on the caliper ruler** as indicated in blue. In this way we have exactly the teeth's external diameter.



**When the number of starter drive teeth is ODD.**



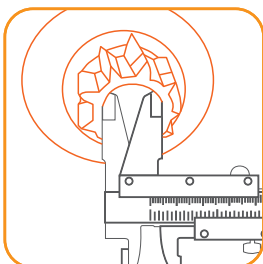
**1 step**

First take the **measurement** from the tooth's outer edge to the inner diameter, as indicated in red.



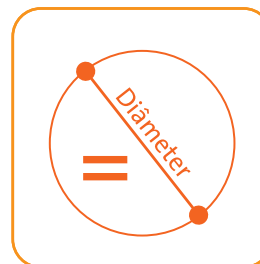
**2 step**

**Multiply** this value by 2.



**3 step**

**Next add** the value of the sleeve's inner diameter as indicated in red.



**4 step**

In this way we have **exactly** the teeth's external diameter.